

## DP.B.1. Use of species in procedures

Animal Species	Number of Animals	%
Mice	177,971	69.83%
Rats	37,280	14.63%
Guinea-Pigs	2,659	1.04%
Hamsters (Syrian)	292	0.11%
Hamsters (Chinese)		
Mongolian gerbil		
Other Rodents	13	0.01%
Rabbits	3,116	1.22%
Cats	3	0.00%
Dogs	370	0.15%
Ferrets		
Other carnivores	3,347	1.31%
Horses, donkeys & cross-breeds	181	0.07%
Pigs	7,643	3.00%
Goats	13	0.01%
Sheep	78	0.03%
Cattle	1,999	0.78%
Prosimians		
Marmoset and tamarins		
Cynomolgus monkey		
Rhesus monkey		
Vervets Chlorocebus spp.		
Baboons		
Squirrel monkey		
Other species of New World Monkeys (Ceboidea)		
Other species of Old World Monkeys (Cercopithecoidea)		
Other species of non-human primates		
Apes		
Other Mammals	29	0.01%
Domestic fowl	2,283	0.90%
Other birds	559	0.22%
Reptiles	155	0.06%
Rana	809	0.32%
Xenopus	1,389	0.55%
Other Amphibians	94	0.04%
Zebra fish	2,677	1.05%

Mammals	Number of Animals
Rodents	218,215
Rabbits	3,116
Carnivores	3,720
Equidae	181
Artiodactyla	9,733
Non-human primates	
Other mammals	29
<b>Total</b>	<b>234,994</b>

Non-human primates	Number of Animals
Prosimians	
New World Monkeys	
Old World Monkeys	
Apes	
<b>Total</b>	

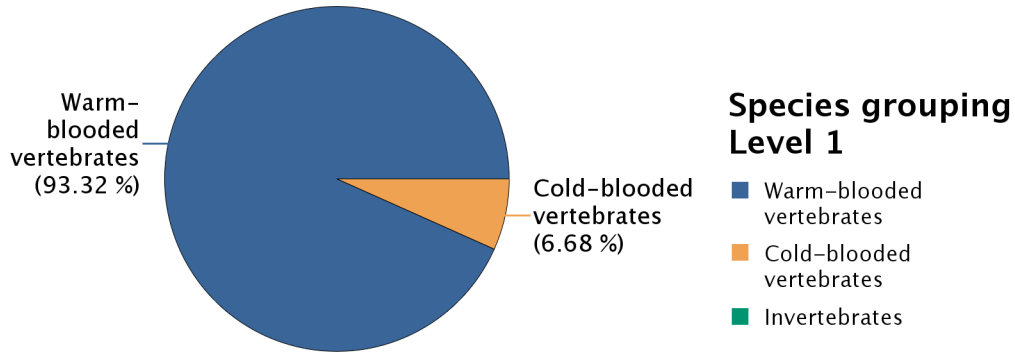
Species grouping Level 1	Number of Animals
Warm-blooded vertebrates	237,836
Cold-blooded vertebrates	17,012
Invertebrates	
<b>Total</b>	<b>254,848</b>

Species grouping Level 2	Number of Animals
Mammals	234,994
Birds	2,842
Fish	14,565
Amphibians	2,292
Reptiles	155
Cephalopods	
<b>Total</b>	<b>254,848</b>

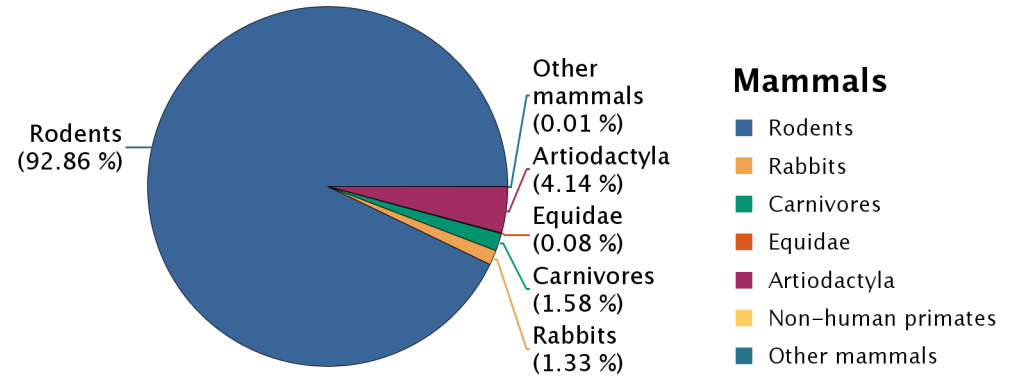
## DP.B.1. Use of species in procedures

Animal Species	Number of Animals	%
Other Fish	11,888	4.66%
Cephalopods		
Total	254,848	

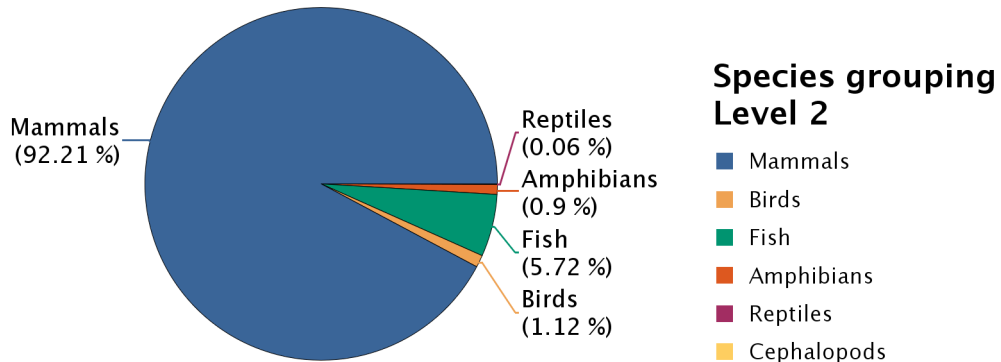
## DP.B.1. Use of species in procedures



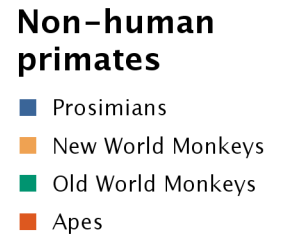
Number of Animals



Number of Animals



Number of Animals



Number of Animals